



We support your power to choose

As part of our mutual commitment to support your energy choice, Silicon Valley Clean Energy (SVCE) and Pacific Gas and Electric Company (PG&E) have partnered to provide you with a comparison of typical commercial electric rates, average monthly charges and generation portfolio contents.

If this comparison does not address your specific rate, please visit PG&E online at pge.com/ccca or call **1 (866) 743-0335**. For information on SVCE's generation rates, please visit svcleanenergy.org/commercial-rates or call **1 (844) 474-7823**.

For information, visit: svcleanenergy.org

Para detalles de este programa en español, visite: svcleanenergy.org/es

參閱本計劃中文版本, 請上網: svcleanenergy.org/zh



Để biết thêm thông tin, xin vào mạng lưới: svcleanenergy.org/vi

Silicon Valley Clean Energy
333 W El Camino Real, Ste. 330
Sunnyvale, CA 94087

INDICIA
FPO

Understanding your energy choice

2025 Commercial Rate Comparison, B-10S TOU*

		 GreenStart
Generation Rate (\$/kWh)	\$0.18212	\$0.14092
PG&E Delivery Rate (\$/kWh)	\$0.21646	\$0.21646
PG&E PCIA/FF (\$/kWh)	\$-0.02310	\$0.01173
Total Electricity Cost (\$/kWh)	\$0.37548	\$0.36911
Average Monthly Bill (\$)	\$6,874.95	\$6,758.31

*This compares electricity costs for an average commercial customer in the SVCE/PG&E service area with an average monthly demand of 64 kW and an average monthly usage of 18,310 kilowatt-hours (kWh). This is based on a representative 12-month billing history for all customers on B-10S TOU rate schedules for PG&E's published rates as of March 2025 and SVCE's published rates as of January 2025.

Generation Rate is the cost of creating electricity to power your business. The generation rate varies based on your energy provider and the resources included in your energy provider's generation supply.

PG&E Delivery Rate is a charge assessed by PG&E to deliver electricity to your business. The PG&E delivery rate depends on your electricity usage, but is charged equally to both SVCE and PG&E customers.

PG&E PCIA/FF represents the Power Charge Indifference Adjustment (PCIA) and the Franchise Fee surcharge (FF). The PCIA is a charge to ensure that both PG&E customers and those who have left PG&E service to purchase electricity from other providers pay the above market costs for generation resources that were procured by PG&E on their behalf. "Above market" refers to expenditures for electric generation resources that cannot be fully recovered through sales of these resources at current market prices. PG&E acts as a collection agent for the FF surcharge, which is levied by the California Public Utilities Commission on behalf of cities and counties in PG&E's service territory for all customers. PG&E bundled customers pay the PCIA and FF fees associated with the most currently available vintage year. PG&E charges SVCE customers the PCIA and FF fees based on the year that they transitioned to SVCE service. Visit svcleanenergy.org/your-bill for more information.



If this comparison does not address your specific rate, please visit PG&E online at pge.com/ccca or call 1 (866) 743-0335. For information on SVCE's generation rates, please visit svcleanenergy.org/commercial-rates or call 1 (844) 474-7823.

©2025 Silicon Valley Clean Energy. All rights reserved.
"PG&E" refers to Pacific Gas and Electric Company, a subsidiary of PG&E Corporation.

©2025 Pacific Gas and Electric Company. All rights reserved.

Printed on recycled paper. ♻️ Printed with soy-based ink. ♻️ 7.25 CCC-062025-5421

Electric Power Generation Mix*

		 GreenStart
	Percent of Total Retail Sales (kWh)	
Specific Purchases		
Renewable	23%	43%
• Biomass & Biowaste	3%	3%
• Geothermal	0%	11%
• Eligible Hydroelectric	1%	0%
• Solar Electric	14%	21%
• Wind	4%	8%
Coal	0%	0%
Large Hydroelectric	12%	36%
Natural Gas	2%	0%
Nuclear	63%	0%
Other	0%	0%
Unspecified Sources of Power**	0%	21%
TOTAL	100%	100%

*As reported to the California Energy Commission's Power Source Disclosure Program. SVCE and PG&E data is subject to an independent audit and verification that will not be completed until October 1, 2025. The figures above may not sum up to 100 percent due to rounding.

**Unspecified sources of power refers to electricity that is not traceable to a specific generating facility, such as electricity traded through open market transactions. Unspecified sources of power are typically a mix of all resource types, and may include renewables.